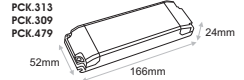
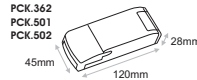
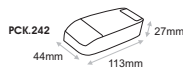


1ch LEADING or TRAILING EDGE (PHASE CUT DIMMERS) DIMMABLE LED Drivers Constant Current

- Overload & Short circuiting protection.
- Overheating protection.



Code	Supply Voltage	Output Voltage	Output Current	Output Channels	Channel Power	Control
<i>18W / 350mA</i>						
PCK.242	220-240VAC 50/60Hz	15-52VDC	350mA	1	6-18W	Dimmable with leading or trailing edge dimmer
<i>18W / 500mA</i>						
PCK.362	220-240VAC 50/60Hz	18-36VDC	500mA	1	9-18W	Dimmable with trailing edge dimmer
<i>25W / 500mA</i>						
PCK.501	220-240VAC 50/60Hz	25-50VDC	500mA	1	12.5-25W	Dimmable with trailing edge dimmer
<i>40W / 500mA</i>						
PCK.313	220-240VAC 50/60Hz	40-80VDC	500mA	1	20-40W	Dimmable with leading or trailing edge dimmer
<i>10W / 700mA</i>						
PCK.434	220-240VAC 50/60Hz	8-15VDC	700mA	1	10W	Dimmable with leading or trailing edge dimmer
<i>18W / 700mA</i>						
PCK.502	220-240VAC 50/60Hz	13-26VDC	700mA	1	9.1-18.2W	Dimmable with leading or trailing edge dimmer
<i>45W / 1050mA</i>						
PCK.309	220-240VAC 50/60Hz	22-43VDC	1050mA	1	22-45W	Dimmable with leading or trailing edge dimmer
<i>50W / 1300mA</i>						
PCK.479	220-240VAC 50/60Hz	20-39VDC	1300mA	1	25-50W	Dimmable with leading or trailing edge dimmer



Code	Supply Voltage	Output Voltage	Output Current	Output Channels	Control
PCK.360	200-240VAC 50/60Hz	9-42VDC	180mA / 7.5W 240mA / 10W 300mA / 12W	1	Dimmable with leading or trailing edge dimmer

